



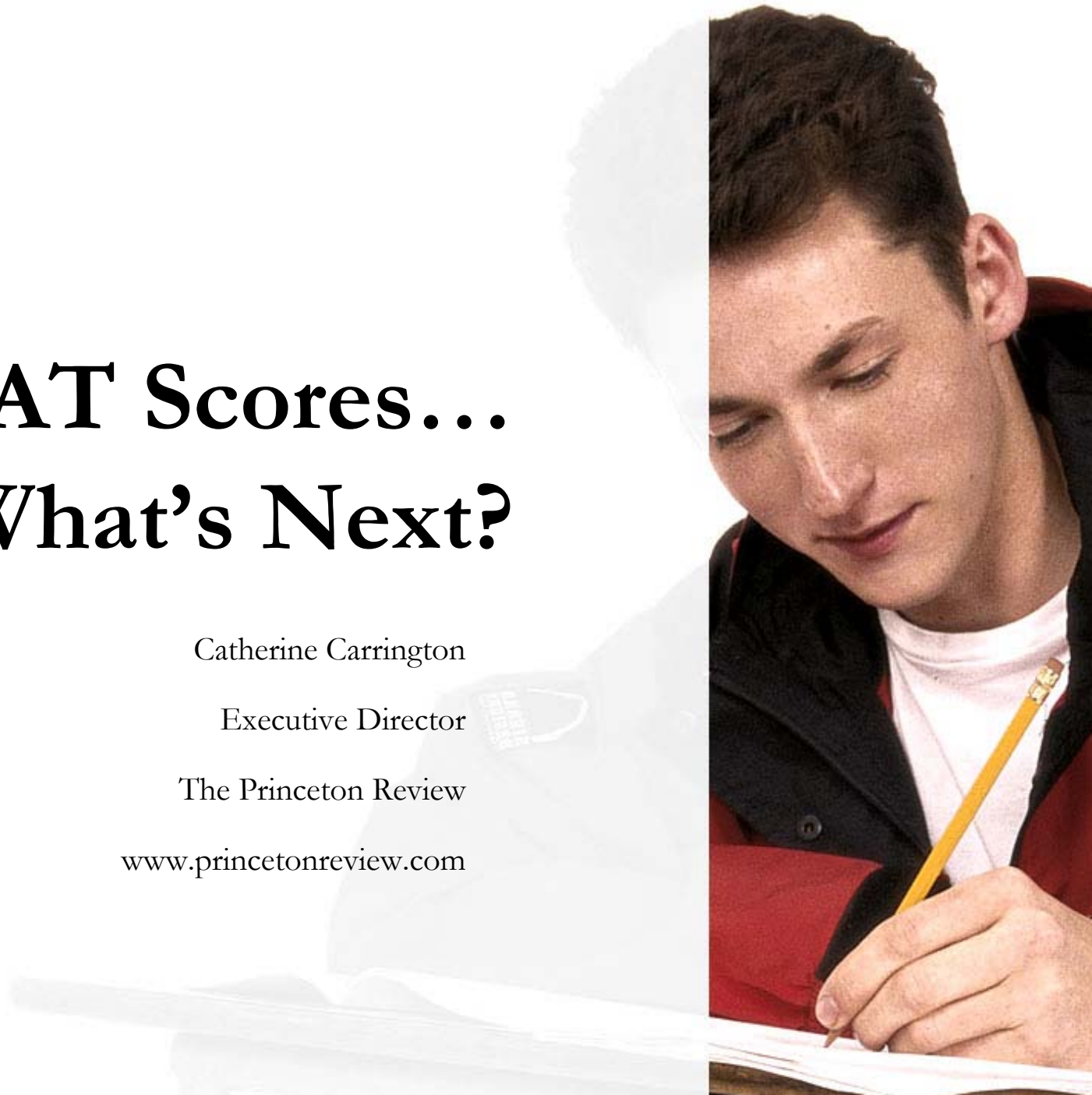
# PSAT Scores... What's Next?


Catherine Carrington

Executive Director

The Princeton Review

[www.princetonreview.com](http://www.princetonreview.com)





**Our Contact Information:**

**215-222-5363**


**Some other things to note:**

[www.PrincetonReview.com](http://www.PrincetonReview.com)

[www.Collegeboard.com](http://www.Collegeboard.com)

[www.NationalMerit.org](http://www.NationalMerit.org)

[www.ACT.org](http://www.ACT.org)



- What is the PSAT?
- Interpret the PSAT Score Report
- Overview of Admissions Tests
- Standardized Testing Timeline
- Roadmap for 9<sup>th</sup> – 12<sup>th</sup> Graders
- Considering Test Preparation Options



## Taking the PSAT is a great way to jumpstart your college admissions planning.

- You'll get an idea of how standardized tests work...and it won't go on your transcript
- You'll see how you perform in a high-pressure testing situation
- Most importantly, you'll get SCORES to give you a starting point



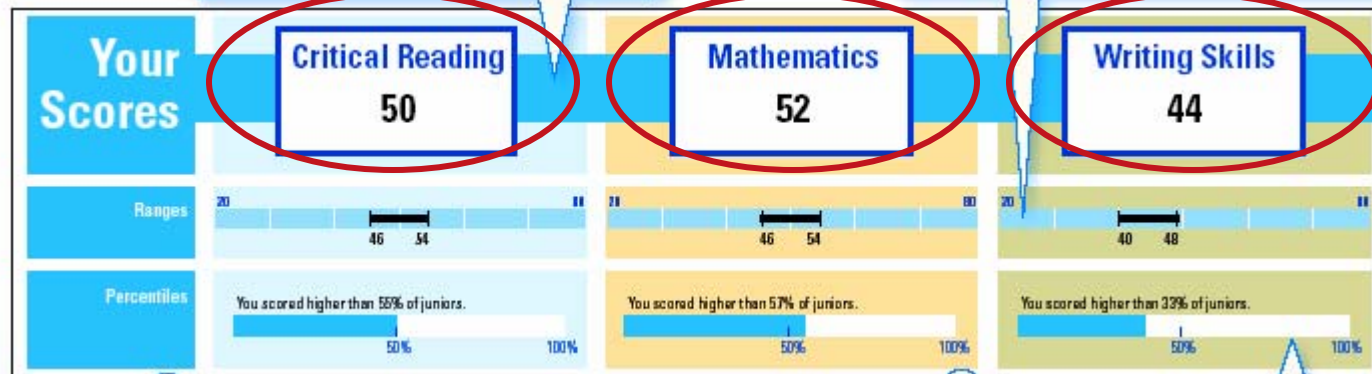
## Your PSAT Scores and You.

1

The PSAT/NMSQT is based on a scale of 20-80. You will have 3 scores, one for Critical Reading, one for Mathematics, and one for Writing Skills.

2

Your score range is what the College Board predicts you would score if you took the PSAT over again but didn't really learn any additional skills. So if you took the test tomorrow, next week, and again next month without studying, they predict you would score somewhere in these ranges.



**Your overall scores are found at the top of the Score Report. You should see three numbers, all between 20 and 80.**



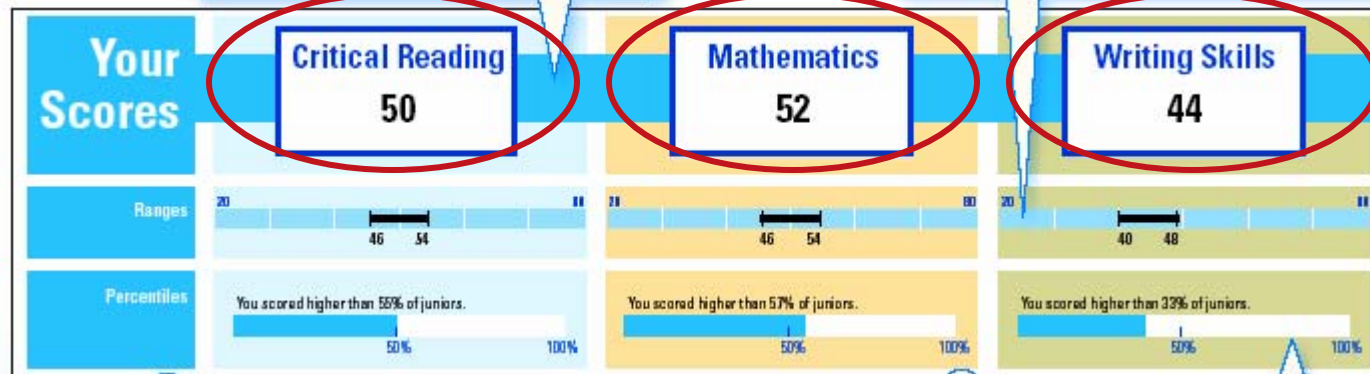
## Your PSAT Scores and You.

1

The PSAT/NMSQT is based on a scale of 20-80. You will have 3 scores, one for Critical Reading, one for Mathematics, and one for Writing Skills.

2

Your score range is what the College Board predicts you would score if you took the PSAT over again but didn't really learn any additional skills. So if you took the test tomorrow, next week, and again next month without studying, they predict you would score somewhere in these ranges.



**Add each score above to get your overall PSAT score:**

$$50 + 52 + 44 = 146$$



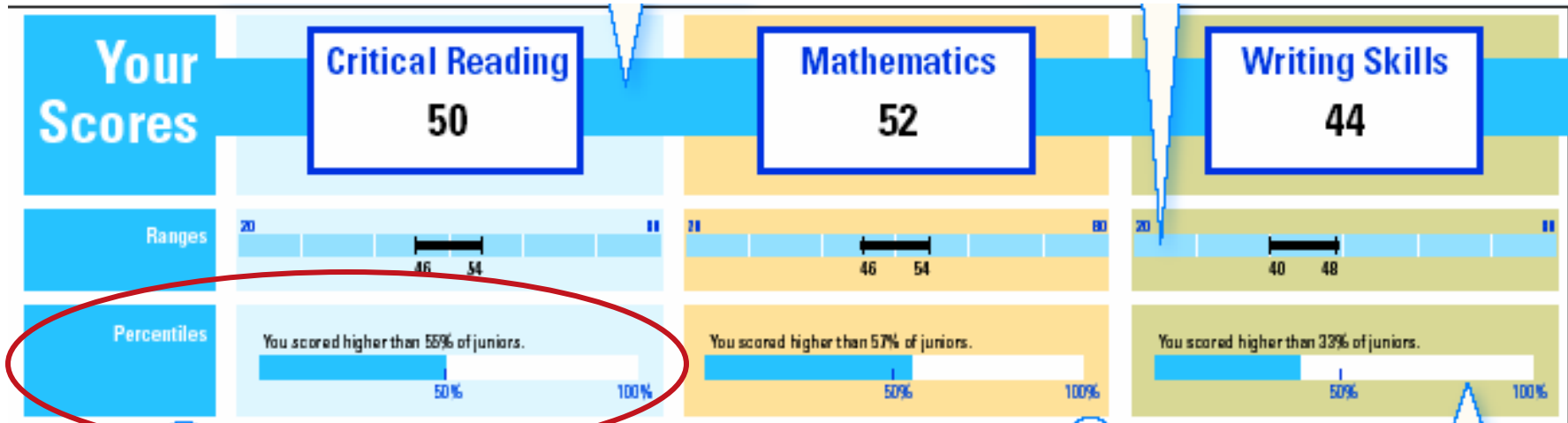
**Your total score =  
Selection Index.**

**You can find your  
Selection Index on  
your College Board  
Score Report**

**Highest = 240**

**Lowest = 60**

<b>See</b>	
<b>National Merit Scholarship Corporation (NMSC) Programs</b>	
<b>Selection Index</b> <b>146</b>	
<b>Percentile</b>	<b>47</b>
<small>compares your performance with college-bound juniors</small>	
<small>The Selection Index (S.I.) is the sum of your critical reading, mathematics, and writing skills scores. NMSC uses the S.I. as an initial screen of over 1.4 million students who enter its scholarship programs.</small>	




4

The "Review Your Answers" section gives you a lot of information about what you answered on every question in every section. Take time to look back over how you answered each question. Did you do you better

3

These are your percentiles - where your scores stand against other students in your class year.

**The Percentiles allow you to compare your score with all the other students that took the PSAT on that test date.**



4

The “Review Your Answers” section gives you a lot of information about what you answered on every question in every section. Take time to look back over how you answered each question. Did you do you better at certain types of problems than others? Did you leave questions blank or did you guess?

## Review Your Answers

Ask for your test book back so you can see the questions.

- Key**
- ✓ Correct
  - Omitted
  - ! Unscorable
  - e Easy
  - m Medium
  - h Hard
  - Alg Algebra & Functions
  - Data Data Analysis, Statistics &

SECTION 1

	Question	Correct Answer	Your Answer	Difficulty
Sentence Completions	1	A	✓	
	2	B	○	e
	3	A	C	m
	4	C	A	h
	5	B	E	h
	6	D	○	e
	7	B	○	m
	8	D	○	e
Passage-Based Reading	9	B	✓	m
	10	E	B	h
	11	D	✓	h
	12	C	✓	m
	13	A	✓	m
	14	B	A	m
	15	A	✓	e
	16	C	✓	m
	17	A	✓	e
	18	E	✓	m
	19	B	✓	m
	20	B	E	m
	21	E	✓	m
	22	D	B	h
	23	E	✓	m
	24	A	✓	m

- Question** – The question number in the exam/section.
- Correct Answer** – The correct answer for this question.
- Your Answer** – The answer choice you filled in on the test.
- Difficulty** – rated Easy, Medium or Hard and pertains to the level of difficulty of each question.



# My College QuickStart Sign-in Page

To access more information about your PSAT score, visit [www.collegeboard.com](http://www.collegeboard.com). Enter your personal access code found on your official paper score report!



CollegeBoard.com

for Students

Sign in to My College QuickStart™

Account Help

Enter the access code found on your official PSAT/NMSQT® paper score report to connect to My College Quickstart—it's free.

Zachary Preston  
zpreston@hs.com  
[Update My Info](#) | [Sign Out](#)



Your 2006 PSAT/NMSQT Access Code:

SUBMIT


[Where do I find this code on my paper score report?](#)

[Click here to connect without a code](#)

[Cancel](#)

### Don't have your paper score report?

- If you haven't received your report yet, ask your counselor when it will be handed out at your school.
- If you've lost your report, ask your counselor for a copy or connect without a code.



- More than 1.5 million students took the SAT last year
- The combined average score was 1509 – an “average” score is 500 in each section
- SAT Reasoning Test Format
  - 3 hour and 45 minute exam
  - 10 sections
    - 3 Critical Reading Sections (two 25-minute sections and one 20-minute section)
    - 3 Math Sections (two 25-minute sections and one 20-minute section)
    - 3 Writing Sections (one 25-minute essay, one 25-minute section and one 10-minute section )
    - 1 Experimental Section
  - Scored range is a 200-800 in three sections
    - Total score is between a 600 and a 2400



- **Offers you the option of choosing which scores (by test date) you send to colleges**
- **You may opt for score choice upon registering for the SAT or when you log-on to see your scores after the test**
- **As part of the SAT registration fee, you may select four schools to receive your scores**
- **Contrary to popular belief, you are unable to select and send scores by *section***
  - **If a Math Score is highest in May, and a Critical Reading score is highest in October, you will most likely want to opt for both scores to be sent to colleges**
  - **It is up to each college to decide whether they will take your highest sitting (by test date), or a combination of your highest scores for each section into account when considering you for admissions**
- **Many students choose to take the SAT at least once, see their scores, and then decide whether to send those scores to schools**
- **Learn more at [www.collegeboard.com](http://www.collegeboard.com)**



- More than 1.4 million students took the ACT last year
  - 22,000 class of 2009 students (or 13%) in PA took the ACT
- The ACT Format
  - 2 hours and 55 minutes (plus an optional 30 minute Writing Test)
  - 5 tests (the ACT refers to “sections” as “tests”)
    - English (one 45-minute test)
    - Math (one 60-minute test)
    - Reading (one 35-minute test)
    - Science (one 35-minute test)
    - Optional Essay (2 graders, each provide a 1-6 score, which are added together)
  - Students receive a composite score between 1 and 36
    - Average score is 21.1
    - 90<sup>th</sup> Percentile is 28



# Standardized Testing Timeline

## ▶ JUNIOR YEAR:

S	M	T	W	T	F	S	S	M	T	W	T	F	S	S	M	T	W	T	F	S
<p><b>OCTOBER</b> <b>TEST:</b> Take the PSAT</p>							<p><b>NOVEMBER</b> <b>RESEARCH:</b> Start researching colleges</p>							<p><b>DECEMBER</b> <b>PREP:</b> Start thinking about the SAT vs ACT and how to prep</p>						
<p><b>JANUARY</b> <b>TEST:</b> SAT on January 23rd</p>							<p><b>FEBRUARY</b> <b>TEST:</b> ACT on February 6th <b>ACTION:</b> Consider going to visit colleges</p>							<p><b>MARCH</b> <b>TEST:</b> SAT on March 13th</p>						
<p><b>APRIL</b> <b>TEST:</b> ACT on April 10th</p>							<p><b>MAY</b> <b>TEST:</b> SAT on May 1st; Consider taking subject tests!</p>							<p><b>JUNE</b> <b>TEST:</b> SAT on June 5th; ACT on June 12th</p>						

## Make a Testing Plan

- **SAT or ACT?**
- **When will you take your first test?**
- **How long will you need to prep?**
- **When during the year are you going to have time to prep?**

**Make sure to leave enough time to re-take the test at least once!**



## **Freshman Year**

- Grades, grades, grades!
- Get involved in extracurricular activities
- Don't panic!

## **Sophomore Year**

- Grades and rigor of course load
- Narrow down your extracurricular activities
- Build meaningful relationships with counselors and teachers
- Start thinking about college essay topics and college visits

## **Sophomore Summer**

- Research colleges and try to visit some campuses
- Create a plan for tackling your college admissions tests
- Develop your personal roadmap for the next two years!



## **Junior Year**

- Grades, grades, grades
- Hone in on leadership opportunities
- Start thinking about letters of recommendation
- Continue to visit possible colleges

## **Junior Summer**

- Narrow down your list of target colleges
- Start working on your common application and/or essay


## **Senior Year**

- Grades, grades, grades – first semester senior year is crucial!
- Begin working on your applications if you haven't already
- Provide your teachers with all the information they need to make a recommendation
- Submit your application early – especially if you're planning to apply early decision or early action



## Questions to Ask Yourself When Considering Test Prep

- Do I work better in a one-to-one setting or would I benefit from the camaraderie of a classroom?
- Am I in the middle 50% of scorers (approx. 450-550 in each section before test preparation) and looking for reasonable score improvements? (classroom)
- Are my current scores far from my goal scores? (tutoring)
- What is my motivation level – might I study on my own? (be sure to try self-study or online prep early enough in case you change your mind later!)
- Do you have little flexibility in your schedule? (tutoring)
- Are there any learning differences? (possibly tutoring)
- Are you in the range of qualifying for a National Merit Scholarship? (tutoring)
- What is my financial situation like?



**Take a FREE Princeton Review Assessment at Villa Maria Academy  
Saturday, February 6<sup>th</sup> from 8-12pm  
Contact TPR at 215-222-5363 or enroll sign up at [www.princetonreview.com](http://www.princetonreview.com)**

**Enroll in an SAT Prep Course at Villa Maria Academy  
Courses start in March for the May 1<sup>st</sup> Exam  
(or call The Princeton Review office to learn more about private tutoring).**